



# *Christmas ornament 2020*

[www.roland-designs.com](http://www.roland-designs.com)

Madonna and child, re-charted from a hand painted Berlin woolwork original.

In the photo you can see the original chart and my reproduction, stitched on white linen then finished with an antique hemstitch border.

Mary and baby Jesus were stitched in petit point, while the rest of the design is worked in cross stitch.





















**Design Area:** 27 x 32 stitches

If stitched on 28 ct linen/ 14 ct aida the pattern will measure :

1,93" x 2,29" / 4,9 x 5,8 cm

On 28 ct linen use two strands of embroidery floss for the cross stitch.

	DMC Cotton 3865
	DMC Cotton 948
	DMC Cotton 754
	DMC Cotton 758
	DMC Cotton 3778
	DMC Cotton 3325
	DMC Cotton 334
	DMC Cotton 312
	DMC Cotton 743
	DMC Cotton 3852
	DMC Cotton 355
	DMC Cotton 321
	DMC Cotton 498
	DMC Cotton 814
	DMC Cotton 422
	DMC Cotton 3828
	DMC Cotton 869
	DMC Cotton 317

## Tips

This little design is comprised entirely of whole stitches which makes it very versatile, it can be stitched in any counted stitch, worked entirely in seed beads or in a mix of cross stitch, petit point, and beads.

Antique hemstitch tutorial:

<https://roland-designs.blogspot.com/search?q=hemstitch>



For more embroidery patterns, free charts, photos and a useful stitch calculator, be sure to visit our website:

[www.roland-designs.com](http://www.roland-designs.com)

This pattern is graciously offered to you free of charge by Roland-designs.

Roland-designs retains all copyrights to the design, graphics and original photos.

