



# *Roland designs*

[www.roland-designs.com](http://www.roland-designs.com)



## Pansies



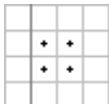
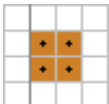
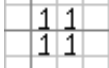



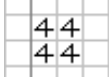
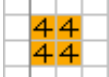
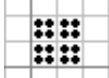

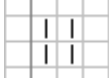
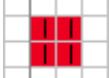
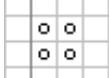
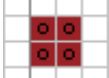

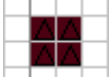

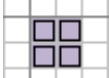

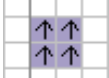
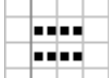
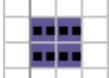



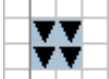












Pansies, and red ribbon panel for a cushion.

From an old typograph. In the original chart the colours were a bit overlapped, so I did my best to fix the pattern so that it all fits properly.

196 x 196 stitches

35,6 x 35,6 cm on 14 ct

# DMC

	436	
	Blanc	
	726	
	972	
	740	
	321	
	816	
	814	
	210	
	209	
	208	
	3747	
	157	
	794	
	793	
	472	
	471	
	469	
	934	

I have given only 1\4 of the chart on the following pages. The pattern is perfectly aligned, so you can just make four copies and glue them side by side, or work one corner at a time.

