


Cross and Roses

www.roland-designs.com

Lovely replica of an antique hand painted border design featuring a cross, and pink roses.

The pattern has also been modified without the cross.
















The beautiful small roses could easily be used to decorate cards, or in a spot sampler.



Design Area: 90 stitches in height

If stitched on 28 ct linen/ 14 ct aida the pattern will measure :

6,29" / 16,3 cm high

	DMC Cotton 3685
	DMC Cotton 3350
	DMC Cotton 3733
	DMC Cotton 151
	DMC Cotton 829
	DMC Cotton 832
	DMC Cotton 834
	DMC Cotton 937
	DMC Cotton 470
	DMC Cotton 472
	DMC Cotton 934
	DMC Cotton 3817
	DMC Cotton 3816
	DMC Cotton 3815
	DMC Cotton 500

Tips

This pretty repetitive border design, can be used to decorate your linens, or for a curtain pelmet.

The roses only use 4 colors, so you easily can change the color scheme to suit your own taste or décor. For example by choosing 4 red shades, or yellows.



For more embroidery patterns, free charts, photos and a useful stitch calculator, be sure to visit our website:

www.roland-designs.com

Thank you for choosing a Roland-designs pattern.

All parts of this pattern are the property of Roland-designs, and intended for your private use only. Please do not share or distribute this chart, nor make it available on your blog, website, etc... Unauthorized copying is illegal !

Historic

Berlin wool work embroidery originated in Germany, and had its height of popularity in the early to mid 1800's. Traditionally it was worked in tent stitch with colorful wool on canvas.

Naturally the patterns will look just as lovely if stitched in cross stitch on aida, or linen even weave. If you feel adventurous why not add a little variety and texture to your stitching by adding seed beads, details in silk floss, or work some highlights in petit points - Just like ladies did in the Victorian era.



Here you can see a photo of the original, hand painted pattern.



