



Small rose

www.roland-designs.com

This sweet little rose is adapted from a larger hand painted, antique needlework pattern dating from the mid 1800's.

It's just the right size to practice cross stitch, or other types of counted needlework. Counted patterns are also perfectly adaptable for crafts such as beading, mosaic, intarsia knitting, and even quilting.

Have fun experimenting with this little chart, and be sure to share your finished projects with us by using the tag #rolanddesigns











Design Area: 38 x 25 stitches

If stitched on 28 ct linen/ 14 ct aida the pattern will measure :

2,7" x 1,7" / 6,8 x 4,5 cm

On 28 ct linen use two strands of embroidery floss for the cross stitch.

	DMC Cotton 151
	DMC Cotton 3733
	DMC Cotton 3350
	DMC Cotton 3685
	DMC Cotton 3348
	DMC Cotton 3347
	DMC Cotton 3345
	DMC Cotton 934

The colors used go from light to dark, you can easily substitute the suggested DMC thread with the colors of your choice, or leftover floss from your stash.

Tips

This pattern is perfect for a small framed picture, cards, spot samplers, on clothing, handkerchiefs, etc... why not substitute some of the stitches with seed beads, or petit point to add a little texture to your embroidery.



For more embroidery patterns, free charts, photos and a useful stitch calculator, be sure to visit our website:

www.roland-designs.com

This pattern is graciously offered to you free of charge by Roland-designs.

Roland-designs retains all copyrights to the design, graphics and original photos.

